

INNO3D®

Brutal by Nature.

THANK YOU FOR CHOOSING INNO3D GRAPHICS CARD

Follow the below procedures to install the NVIDIA series graphics board into your system

HARDWARE Installation

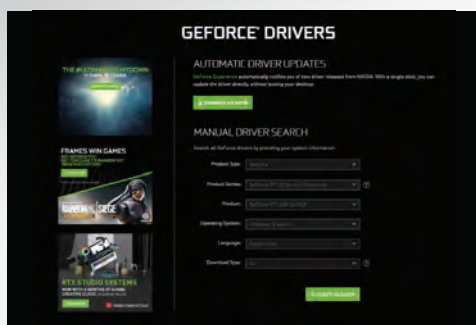
1. Turn off your computer and monitor then disconnect the power cord.
2. Open your system side panel.
3. Remove any existing graphics board(s).
4. For dual slot boards, remove extra slot panel.
5. Install the Nvidia Series graphics board into the primary PCI Express x16 slot.
6. Secure the Nvidia Series graphics board using any applicable hardware removed in step 3.
7. For GeForce 40 series graphics card, please use the PCIe Gen 5 power connector adapter bundled and connect with the 8-pin PCI-E connectors from your power supply.
8. Connect your display monitor to your system.
9. Reconnect any cables that were removed.



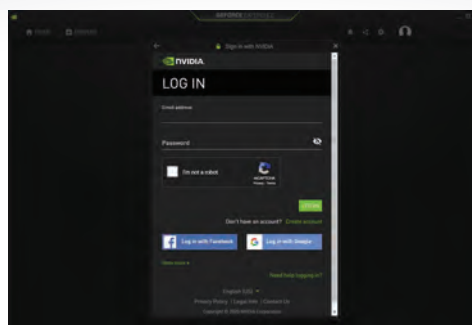
PCIe Gen 5 power connector adapter

Download the installation driver from www.geforce.com/drivers

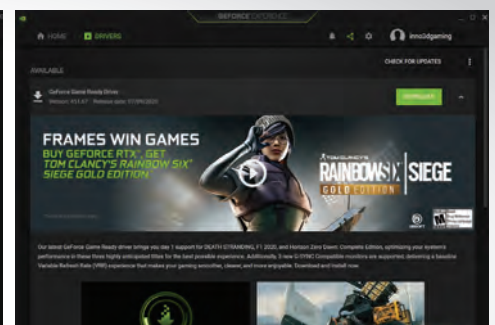
SOFTWARE Installation



- 1 Download the latest driver from <https://www.nvidia.com/en-us/geforce/drivers/> by either clicking **DOWNLOAD NOW** or manual search drivers for your INNO3D graphics card.
- 2 Run the GeForce Experience .exe file.
- 3 Click **AGREE AND INSTALL**.



- 1 Sign in with an Nvidia account, or Facebook / Google to quickly setup an account.



- 1 Click the **DRIVERS** tab and click the **DOWNLOAD** button.
- 2 Once the driver download has completed, two more buttons will appear: **EXPRESS INSTALLATION** and "CUSTOM INSTALLATION". Press **EXPRESS INSTALLATION** (recommended for most users).

WARRANTY DISCLAIMER

INNO3D® warrants shall confirm and perform in accordance with published technical specifications and the accompanying written materials, and shall be free of defects in materials and workmanship. INNO3D® does not sell directly to the consumer therefore the warranty remains the responsibility of your reseller where you purchased the product.

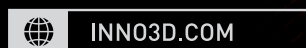
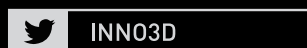
The warranty agreement is invalid due to the following:

1. The serial number label on the board is removed or damaged.
2. Mishandling or modification of the product by users, including physically damaged products or ASIC damage caused by overclocking, tampering, user error, misuse of power supply and power application.
3. Any amendments or modifications of the product by someone other than INNO3D®.
4. Was not installed or operated in accordance with INNO3D® specifications, instructions and any technical support instructions.
5. Board with burnt or broken PCB & components found after incoming inspection.
6. If the heatsink or fan is detached and caused permanent and non-replaceable GPU damage.
7. If INNO3D deem the card had not been properly cleaned or maintained resulting in the build-up of dirt and/or dust causing the fan to cease function then overheating and damage to the board.
8. Defects found through cryptocurrency mining or related activities unless designed specifically for such purpose.

INNO3D® reserves the right to claim for shipping costs along with a service charge from the customer for any incomplete or modified product that is returned and requires repair or replacement, or when the customer is not entitled to any coverage under the warranty agreement.

LIMITATION OF LIABILITY

EXCEPT AS EXPRESSLY PROVIDED HEREIN, INNO3D® MAKES NO WARRANTY OF ANY KIND, EXPRESSED OR IMPLIED, WITH RESPECT TO ANY EQUIPMENT, PARTS OR SERVICES PROVIDED PURSUANT TO THIS AGREEMENT, INCLUDING BUT NOT LIMITED TO THE IMPLIED WARRANTIES OR MERCHANTABILITY AND FITNESS FOR A PARTICULAR PURPOSE. NEITHER INNO3D® OR ITS DEALER SHALL BE LIABLE FOR ANY OTHER DAMAGE, INCLUDING BUT NOT LIMITED TO DIRECT, INDIRECT, INCIDENTAL, SPECIAL OR CONSEQUENTIAL DAMAGES, WHETHER IN AN ACTION IN CONTRACT OR TORT (INCLUDING NEGLIGENCE AND STRICT LIABILITY), SUCH AS, BUT NOT LIMITED TO, LOSS OF ANTICIPATED PROFITS AND BENEFITS RESULTING FROM, OR ARISING OUT OF, OR IN CONNECTION WITH THE USE OF FURNISHING OR EQUIPMENT, PARTS OR SERVICES HEREAFTER OR THE PERFORMANCE, USE OR INABILITY TO USE THE SAME, EVEN IF INNO3D® OR ITS DEALERS HAS BEEN ADVISED OF THE POSSIBILITY OF SUCH DAMAGES. IN NO EVENT WILL INNO3D® OR ITS DEALERS TOTAL LIABILITY EXCEED THE PRICE PAID FOR THE PRODUCT.



The terms HDMI, HDMI High-Definition Multimedia Interface, HDMI trade dress and the HDMI Logos are trademarks or registered trademarks of HDMI Licensing Administrator, Inc.

